





District Health Assessment for Multiple District 12 through October 2025

		Clubs							Membership							Member Strength		Cancellation		Reports			Finance	Leadership			
District Name	Status/ Number of Months in Status *	Active Clubs	Clubs in Status Quo	Total Clubs	% Status Quo Clubs in Financial Suspension	New Clubs	Cancelled Clubs	YTD Net Club Gain/Loss	Current Members In Active Clubs	Current Members In Status Quo Clubs	Current Total Members Count	YTD Add	YTD Drop	YTD NetGrowth (includes Active and Status Quo)	YTD NetGrowth% (includes Active and Status Quo)	Member Count 12 Months Ago	Average Member Count Per Club	% of Clubs with less than 20 members	Average Cancelled Club Age	Members Lost Due to Cancelled Clubs	% of Clubs Reporting Service	% No MMR in 3 Months	% No Officer Report in 12 months	% of Clubs with balance 90+ days	Number of Zone Chairs Recorded	Number of Region Chairs Recorded	District Officers Vacancies **
12 L	T(24)	31	0	31	0%	0	0	0	646	0	646	36	19	17	2.70%	629	21	39%	0	0	29%	52%	0%	19%	5	0	
12 I	T(24)	34	0	34	0%	0	0	0	785	0	785	37	27	10	1.29%	820	23	53%	0	0	59%	47%	0%	21%	4	0	2nd VDG
12 O	T(24)	27	0	27	0%	0	1	-1	557	0	557	27	27	0	0.00%	571	21	70%	81	3	41%	59%	0%	19%	0	0	
12 N	T(24)	34	0	34	0%	0	2	-2	721	0	721	29	31	-2	-0.28%	730	21	50%	69	1	59%	56%	6%	24%	3	2	
12 S	T(24)	37	0	37	0%	0	0	0	774	0	774	37	11	26	3.48%	805	21	59%	0	0	22%	62%	3%	19%	3	0	1st VDG
		163	0	163	0%	0	3	-3	3483	0	3483	166	115	51	1.49%	3,555	21	54%	73	4	42%	55%	2%	20%	15	2	




District Health Assessment for Multiple District 18 through October 2025

		Clubs							Membership							Member Strength		Cancellation		Reports			Finance	Leadership			
District Name	Status/ Number of Months in Status *	Active Clubs	Clubs in Status Quo	Total Clubs	% Status Quo Clubs in Financial Suspension	New Clubs	Cancelled Clubs	YTD Net Club Gain/Loss	Current Members In Active Clubs	Current Members In Status Quo Clubs	Current Total Members Count	YTD Add	YTD Drop	YTD NetGrowth (includes Active and Status Quo)	YTD NetGrowth% (includes Active and Status Quo)	Member Count 12 Months Ago	Average Member Count Per Club	% of Clubs with less than 20 members	Average Cancelled Club Age	Members Lost Due to Cancelled Clubs	% of Clubs Reporting Service	% No MMR in 3 Months	% No Officer Report in 12 months	% of Clubs with balance 90+ days	Number of Zone Chairs Recorded	Number of Region Chairs Recorded	District Officers Vacancies **
18 L	T(24)	37	0	37	0%	0	0	0	1091	0	1091	52	49	3	0.28%	1,085	29	38%	0	0	49%	41%	5%	14%	7	0	2nd VDG
18 I	T(24)	46	0	46	0%	1	1	0	895	0	895	76	49	27	3.11%	927	19	59%	30	1	65%	43%	4%	17%	8	0	
18 O	T(24)	40	0	40	0%	0	0	0	743	0	743	19	45	-26	-3.38%	782	19	68%	0	0	20%	55%	5%	20%	7	0	2nd VDG
18 N	T(24)	46	0	46	0%	0	0	0	1014	0	1014	29	31	-2	-0.20%	1,033	22	65%	0	0	43%	52%	0%	13%	7	3	
		169	0	169	0%	1	1	0	3743	0	3743	176	174	2	0.05%	3,827	22	58%	30	1	45%	48%	4%	16%	29	3	




District Health Assessment for Multiple District 30 through October 2025

		Clubs							Membership							Member Strength		Cancellation		Reports			Finance		Leadership		
District Name	Status/ Number of Months in Status *	Active Clubs	Clubs in Status Quo	Total Clubs	% Status Quo Clubs in Financial Suspension	New Clubs	Cancelled Clubs	YTD Net Club Gain/Loss	Current Members In Active Clubs	Current Members In Status Quo Clubs	Current Total Members Count	YTD Add	YTD Drop	YTD NetGrowth (includes Active and Status Quo)	YTD NetGrowth% (includes Active and Status Quo)	Member Count 12 Months Ago	Average Member Count Per Club	% of Clubs with less than 20 members	Average Cancelled Club Age	Members Lost Due to Cancelled Clubs	% of Clubs Reporting Service	% No MMR in 3 Months	% No Officer Report in 12 months	% of Clubs with balance 90+ days	Number of Zone Chairs Recorded	Number of Region Chairs Recorded	District Officers Vacancies **
30 M	T(24)	42	0	42	0%	0	1	-1	780	0	780	41	34	7	0.91%	785	19	57%	32	5	26%	50%	7%	29%	0	0	2nd VDG,GST
30 S	T(24)	36	0	36	0%	0	0	0	689	0	689	46	31	15	2.23%	717	19	72%	0	0	14%	42%	6%	22%	9	0	
		78	0	78	0%	0	1	-1	1469	0	1469	87	65	22	1.52%	1,502	19	64%	32	5	21%	46%	6%	26%	9	0	




District Health Assessment for Multiple District 31 through October 2025

		Clubs							Membership							Member Strength		Cancellation		Reports			Finance	Leadership			
District Name	Status/ Number of Months in Status *	Active Clubs	Clubs in Status Quo	Total Clubs	% Status Quo Clubs in Financial Suspension	New Clubs	Cancelled Clubs	YTD Net Club Gain/Loss	Current Members In Active Clubs	Current Members In Status Quo Clubs	Current Total Members Count	YTD Add	YTD Drop	YTD NetGrowth (includes Active and Status Quo)	YTD NetGrowth% (includes Active and Status Quo)	Member Count 12 Months Ago	Average Member Count Per Club	% of Clubs with less than 20 members	Average Cancelled Club Age	Members Lost Due to Cancelled Clubs	% of Clubs Reporting Service	% No MMR in 3 Months	% No Officer Report in 12 months	% of Clubs with balance 90+ days	Number of Zone Chairs Recorded	Number of Region Chairs Recorded	District Officers Vacancies **
31 L	T(24)	42	0	42	0%	0	0	0	636	0	636	33	32	1	0.16%	661	15	76%	0	0	38%	55%	26%	12%	6	3	
31 I	T(24)	44	0	44	0%	0	1	-1	845	0	845	27	22	5	0.60%	868	19	59%	69	11	36%	64%	5%	16%	8	0	
31 O	T(24)	52	0	52	0%	1	0	1	1041	0	1041	97	58	39	3.89%	1,054	20	52%	0	0	58%	44%	0%	6%	8	0	
31 N	T(24)	51	0	51	0%	0	0	0	925	0	925	22	54	-32	-3.34%	965	18	75%	0	0	37%	57%	6%	16%	9	0	
31 S	T(24)	44	0	44	0%	1	0	1	811	0	811	49	30	19	2.40%	831	18	59%	0	0	43%	59%	20%	23%	0	0	2nd VDG
		233	0	233	0%	2	1	1	4258	0	4258	228	196	32	0.76%	4,379	18	64%	69	11	43%	55%	11%	14%	31	3	




District Health Assessment for Multiple District 32 through October 2025

	Status/ District Name	Number of Months in Status *	Clubs					Membership							Member Strength		Cancellation		Reports			Finance	Leadership					
			Active Clubs	Clubs in Status Quo	Total Clubs	% Status Quo Clubs in Financial Suspension	New Clubs	Cancelled Clubs	YTD Net Club Gain/ Loss	Current Members In Active Clubs	Current Members In Status Quo Clubs	Current Total Members Count	YTD Add	YTD Drop	YTD NetGrowth (includes Active and Status Quo)	YTD NetGrowth% (includes Active and Status Quo)	Member Count 12 Months Ago	Average Member Count Per Club	% of Clubs with less than 20 members	Average Cancelled Club Age	Members Lost Due to Cancelled Clubs	% of Clubs Reporting Service	% No MMR in 3 Months	% No Officer Report in 12 months	% of Clubs with balance 90+ days	Number of Zone Chairs Recorded	Number of Region Chairs Recorded	District Officers Vacancies **
	32 C		53	0	53	0%	0	1	-1	1323	0	1323	59	45	14	1.07%	1,343	25	53%	30	0	62%	47%	11%	15%	8	0	
	32 S		59	0	59	0%	0	0	0	1587	0	1587	77	64	13	0.83%	1,536	27	46%	0	0	59%	37%	8%	22%	10	0	
			112	0	112	0%	0	1	-1	2910	0	2910	136	109	27	0.94%	2,879	26	49%	30	0	61%	42%	10%	19%	18	0	




District Health Assessment for Multiple District 34 through October 2025

		Clubs							Membership							Member Strength		Cancellation		Reports			Finance	Leadership			
District Name	Status/ Number of Months in Status *	Active Clubs	Clubs in Status Quo	Total Clubs	% Status Quo Clubs in Financial Suspension	New Clubs	Cancelled Clubs	YTD Net Club Gain/Loss	Current Members In Active Clubs	Current Members In Status Quo Clubs	Current Total Members Count	YTD Add	YTD Drop	YTD NetGrowth (includes Active and Status Quo)	YTD NetGrowth% (includes Active and Status Quo)	Member Count 12 Months Ago	Average Member Count Per Club	% of Clubs with less than 20 members	Average Cancelled Club Age	Members Lost Due to Cancelled Clubs	% of Clubs Reporting Service	% No MMR in 3 Months	% No Officer Report in 12 months	% of Clubs with balance 90+ days	Number of Zone Chairs Recorded	Number of Region Chairs Recorded	District Officers Vacancies **
34 A	T(24)	41	0	41	0%	2	0	2	1104	0	1104	115	33	82	8.02%	1,025	27	51%	0	0	29%	46%	0%	22%	9	2	GLT
34 B	T(24)	36	0	36	0%	1	0	1	757	0	757	70	31	39	5.43%	693	21	61%	0	0	28%	50%	0%	17%	8	0	GLT
34 C	T(24)	35	0	35	0%	0	0	0	924	0	924	38	19	19	2.10%	935	26	40%	0	0	40%	63%	6%	20%	7	1	
		112	0	112	0%	3	0	3	2785	0	2785	223	83	140	5.29%	2,653	25	51%	0	0	32%	53%	2%	20%	24	3	




District Health Assessment for Multiple District 35 through October 2025

		Clubs							Membership							Member Strength		Cancellation		Reports			Finance	Leadership			
District Name	Status/ Number of Months in Status *	Active Clubs	Clubs in Status Quo	Total Clubs	% Status Quo Clubs in Financial Suspension	New Clubs	Cancelled Clubs	YTD Net Club Gain/Loss	Current Members In Active Clubs	Current Members In Status Quo Clubs	Current Total Members Count	YTD Add	YTD Drop	YTD NetGrowth (includes Active and Status Quo)	YTD NetGrowth% (includes Active and Status Quo)	Member Count 12 Months Ago	Average Member Count Per Club	% of Clubs with less than 20 members	Average Cancelled Club Age	Members Lost Due to Cancelled Clubs	% of Clubs Reporting Service	% No MMR in 3 Months	% No Officer Report in 12 months	% of Clubs with balance 90+ days	Number of Zone Chairs Recorded	Number of Region Chairs Recorded	District Officers Vacancies **
35 L	T(24)	53	0	53	0%	0	0	0	1073	0	1073	62	25	37	3.57%	1,092	20	57%	0	0	45%	49%	6%	9%	4	0	GLT
35 I	T(24)	38	0	38	0%	0	0	0	998	0	998	69	58	11	1.11%	1,047	26	39%	0	0	63%	32%	5%	16%	6	0	
35 O	T(24)	43	0	43	0%	0	1	-1	1053	0	1053	70	37	33	3.24%	1,116	24	51%	20	0	65%	30%	5%	16%	8	2	
35 N	T(24)	51	0	51	0%	0	0	0	1089	0	1089	53	69	-16	-1.45%	1,128	21	63%	0	0	59%	41%	8%	25%	11	0	
		185	0	185	0%	0	1	-1	4213	0	4213	254	189	65	1.57%	4,383	23	54%	20	0	57%	39%	6%	17%	29	2	



District Health Assessment for Multiple District 51 through October 2025

		Clubs							Membership							Member Strength		Cancellation		Reports			Finance	Leadership			
District Name	Status/ Number of Months in Status *	Active Clubs	Clubs in Status Quo	Total Clubs	% Status Quo Clubs in Financial Suspension	New Clubs	Cancelled Clubs	YTD Net Club Gain/Loss	Current Members In Active Clubs	Current Members In Status Quo Clubs	Current Total Members Count	YTD Add	YTD Drop	YTD NetGrowth (includes Active and Status Quo)	YTD NetGrowth% (includes Active and Status Quo)	Member Count 12 Months Ago	Average Member Count Per Club	% of Clubs with less than 20 members	Average Cancelled Club Age	Members Lost Due to Cancelled Clubs	% of Clubs Reporting Service	% No MMR in 3 Months	% No Officer Report in 12 months	% of Clubs with balance 90+ days	Number of Zone Chairs Recorded	Number of Region Chairs Recorded	District Officers Vacancies **
51 O		51	0	51	0%	0	0	0	2004	0	2004	50	66	-16	-0.79%	1,900	39	18%	0	0	67%	35%	0%	24%	9	4	
51 E	T(24)	26	0	26	0%	1	0	1	671	0	671	50	50	0	0.00%	630	26	42%	0	0	58%	46%	12%	31%	5	0	
51 C	T(24)	29	0	29	0%	0	0	0	857	0	857	40	62	-22	-2.50%	853	30	28%	0	0	72%	48%	14%	45%	6	1	
		106	0	106	0%	1	0	1	3532	0	3532	140	178	-38	-1.06%	3,383	33	26%	0	0	66%	42%	7%	31%	20	5	



District Health Assessment for Multiple District 60 through October 2025

District Name	Status/ Number of Months in Status *	Clubs							Membership							Member Strength		Cancellation		Reports			Finance		Leadership		
		Active Clubs	Clubs in Status Quo	Total Clubs	% Status Quo Clubs in Financial Suspension	New Clubs	Cancelled Clubs	YTD Net Club Gain/Loss	Current Members In Active Clubs	Current Members In Status Quo Clubs	Current Total Members Count	YTD Add	YTD Drop	YTD NetGrowth (includes Active and Status Quo)	YTD NetGrowth% (includes Active and Status Quo)	Member Count 12 Months Ago	Average Member Count Per Club	% of Clubs with less than 20 members	Average Cancelled Club Age	Members Lost Due to Cancelled Clubs	% of Clubs Reporting Service	% No MMR in 3 Months	% No Officer Report in 12 months	% of Clubs with balance 90+ days	Number of Zone Chairs Recorded	Number of Region Chairs Recorded	District Officers Vacancies **
60 A		54	0	54	0%	0	0	0	1627	0	1627	24	24	0	0.00%	1,617	30	13%	0	0	81%	46%	2%	11%	7	3	
60 B		57	2	59	0%	0	0	0	1955	34	1989	20	32	-12	-0.60%	1,951	34	20%	0	0	86%	54%	3%	15%	11	4	
		111	2	113	0%	0	0	0	3582	34	3616	44	56	-12	-0.33%	3,568	33	17%	0	0	84%	50%	3%	13%	18	7	

* - District Status: P - Provisional, T - Transitional.
** - District Officers Vacancies: DG - District Governor, 1st VDG - First Vice District Governor, 2nd VDG - Second Vice District Governor.